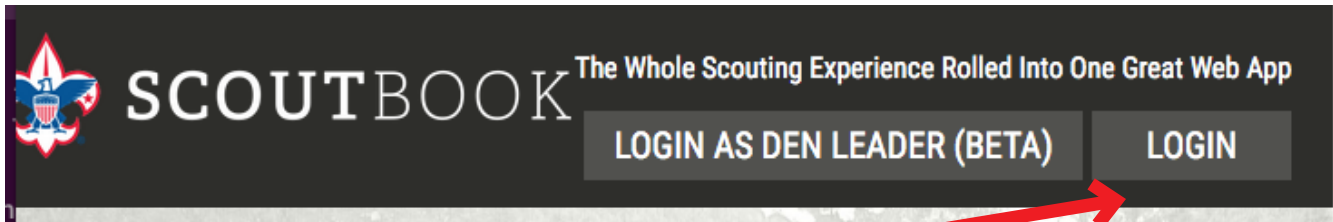


How Merit Badge Counselors (MBCs) can Connect to Scouts for Merit Badges

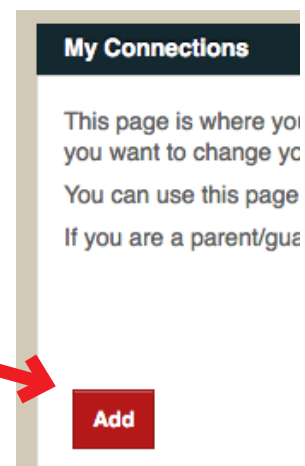


Go to www.Scoutbook.com and log in with your my.scouting.org credentials


Click My Dashboard > My Account > My Positions - Do you see your MBC position here? If so great that means either your Council uploaded it or a unit made it for you. If you do not see it you probably need a unit to establish a position for you.

How to Find a Scout?

Under Administration Click My Account > then click My Connections > there you will see this Add button > you click this to add a new scout to your MBC



Once you click add you are taken to a screen to enter Scout's BSA # and Last Name

Next screen you will see the Scout to make sure it is correct Scout then you can select what or which merit badge(s) you will be working on from your personal list. 

Then you are setup. In native Scoutbook you can find the Scout under your My Connections area.

I will be counselling this Scout for these merit badge(s):

<input type="checkbox"/>	American Business
<input checked="" type="checkbox"/>	American Cultures
<input type="checkbox"/>	American Heritage
<input type="checkbox"/>	American Labor